

A decorative graphic on the left side of the slide, composed of several overlapping circles and arcs made of parallel white lines, creating a sense of motion and depth.

TRIMIT BI: Operations

Key insights from TRIMIT BI – Operations

→ Sales

- Visualize your sales performance across Staff, Customers, Markets, Products etc.
- Who are your biggest customers and most selling products?
- Where is the greatest margin?
- Visualize your return and complaints across return reasons.

→ Purchase

- Visualize how much you are buying from different vendors across seasons and product categories.

→ Inventory

- Gain insight in your inventory across different products and locations.
- Identify products with low turnover ratio.
- Identify dead stock.

Primary KPI's and Tables

→ Sales

- Revenue
- Order Book
- Order Intake
- COGS
- Profit
- Margin
- Return
- Complaints
- Budget

→ Purchase

- Purchase Amount / Qty
- Received Amount / Qty
- Open Purchase Orders

→ Inventory

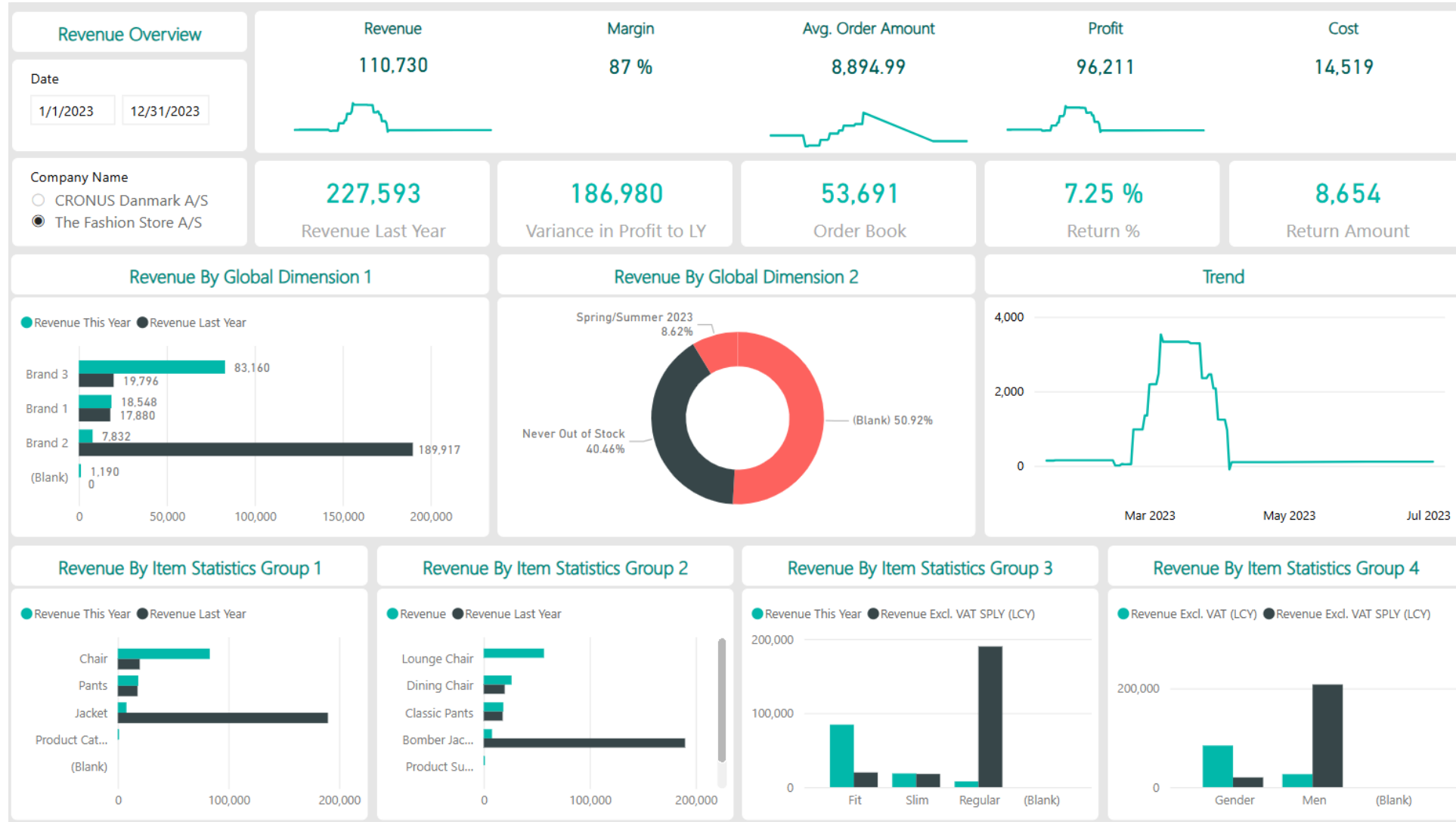
- Quantity
- Value
- Inventory Turnover Ratio
- Number of days without sales
- Last sales date

Primary Tables

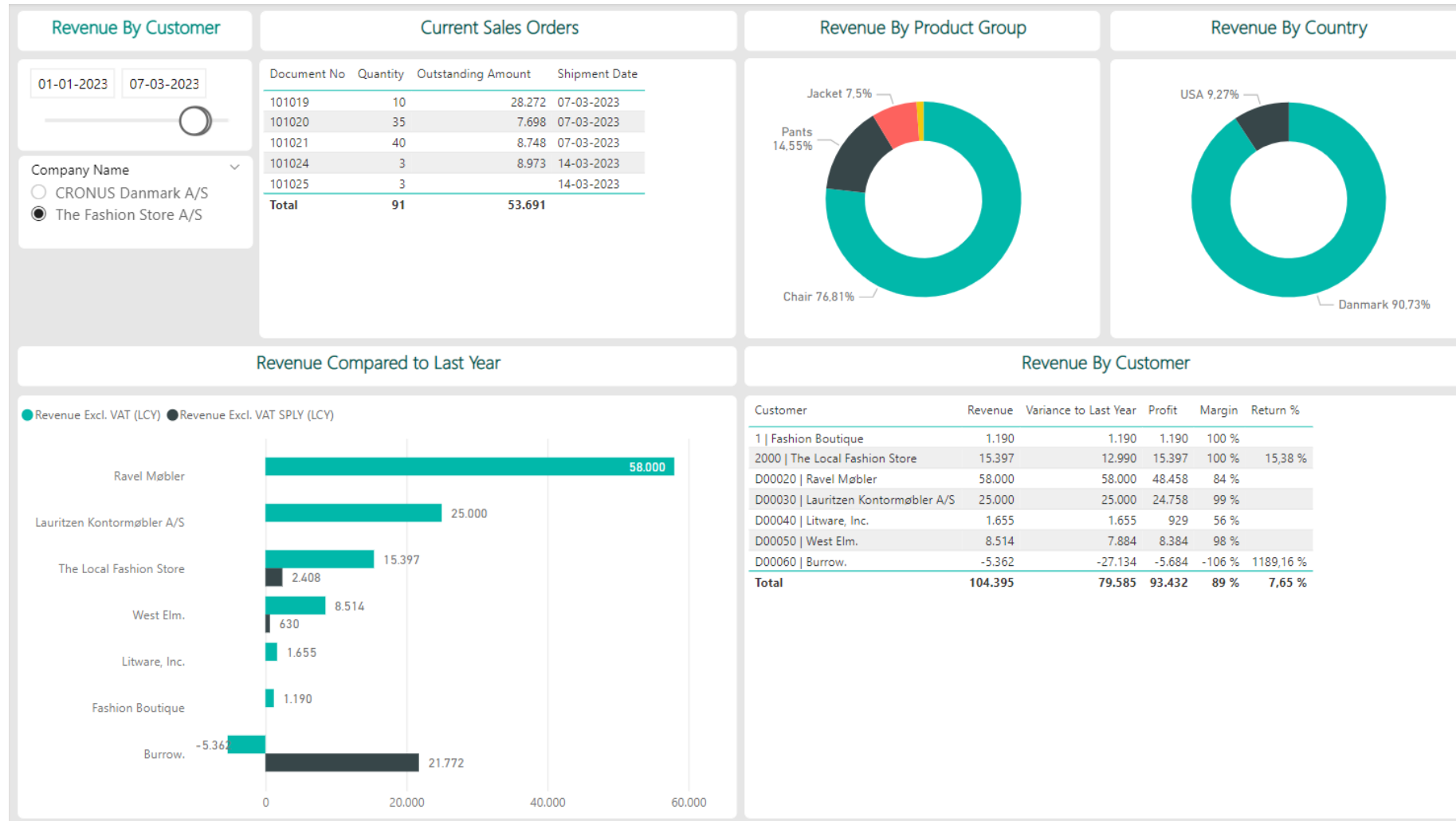
- Sales Header / Line
- Posted Sales Invoice
- Posted Sales Cr. Memo
- Purchase Header / Line
- Posted Purchase Receipt
- Posted Purchase Invoice
- Value Entry
- Customer Ledger Entry
- Item Budget Entry
- Complaints
- Item
- Master
- Variants
- Customer
- Vendor
- Collection

Report in TRIMIT BI Operations

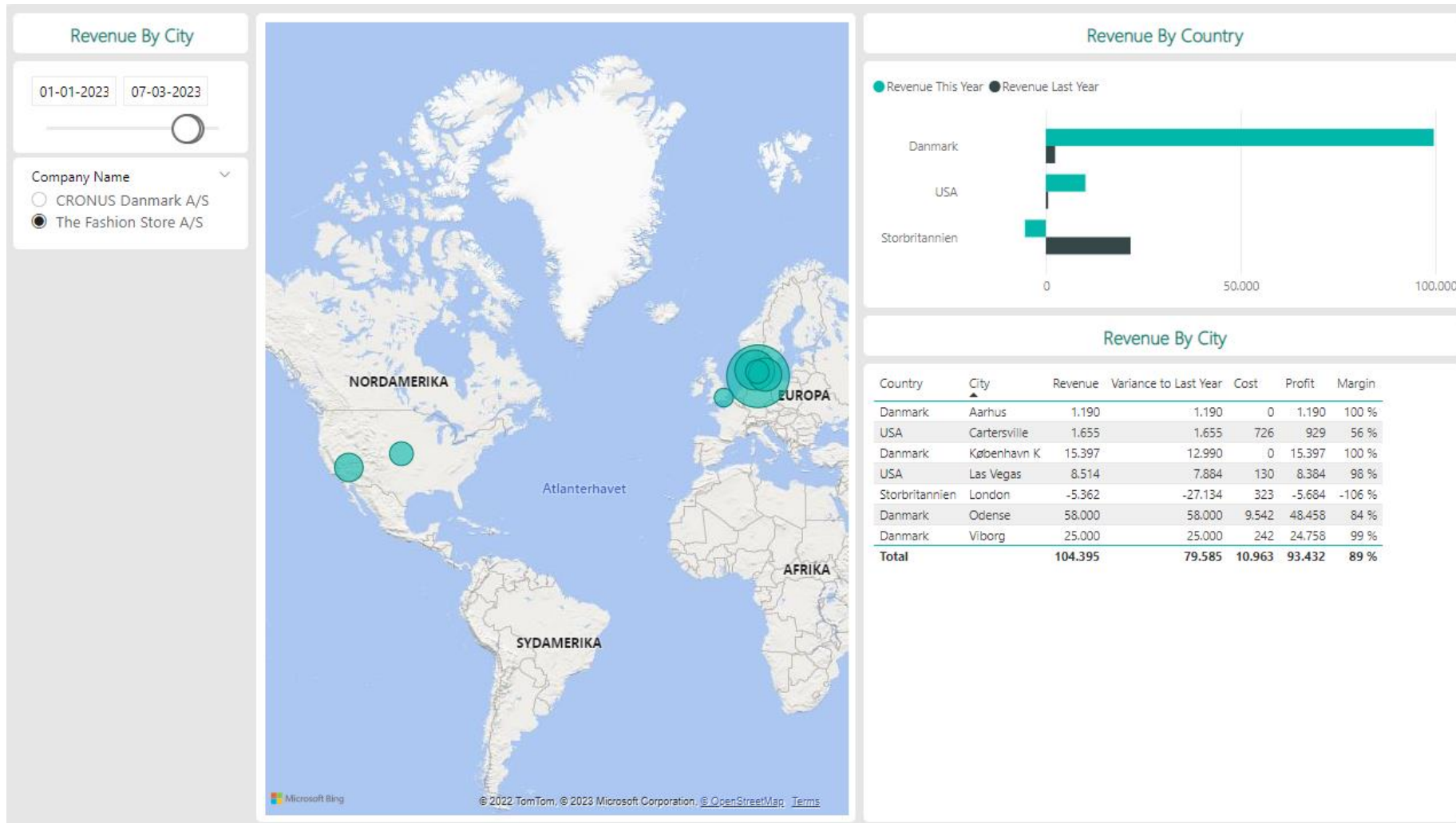
Business Overview



Know your customer



Customer geography



Customer Balance Overview

Customer Balance Overview

Company Name ▼

CRONUS Danmark A/S

The Fashion Store A/S

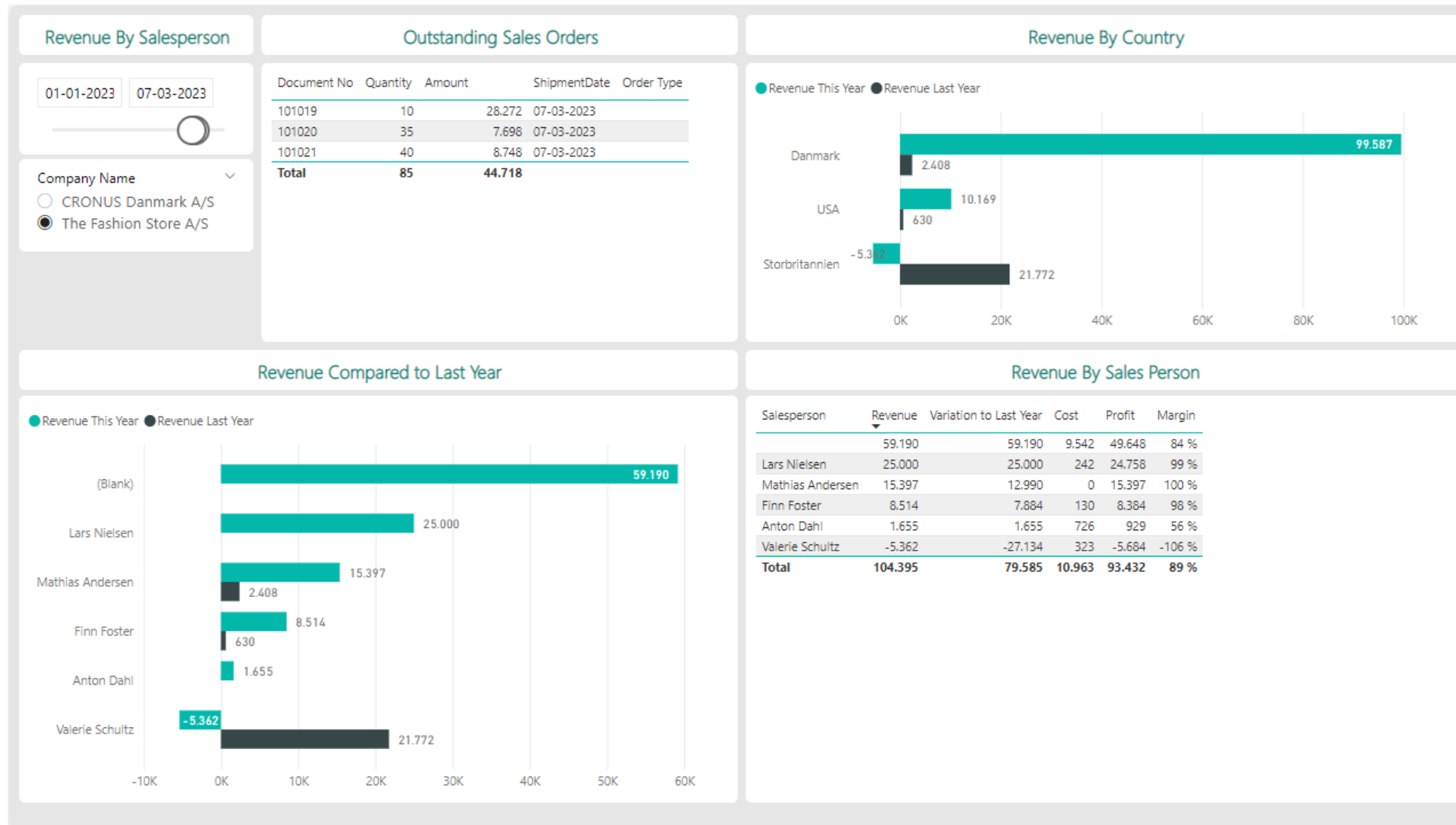
Currency ▼

Accounting Currency

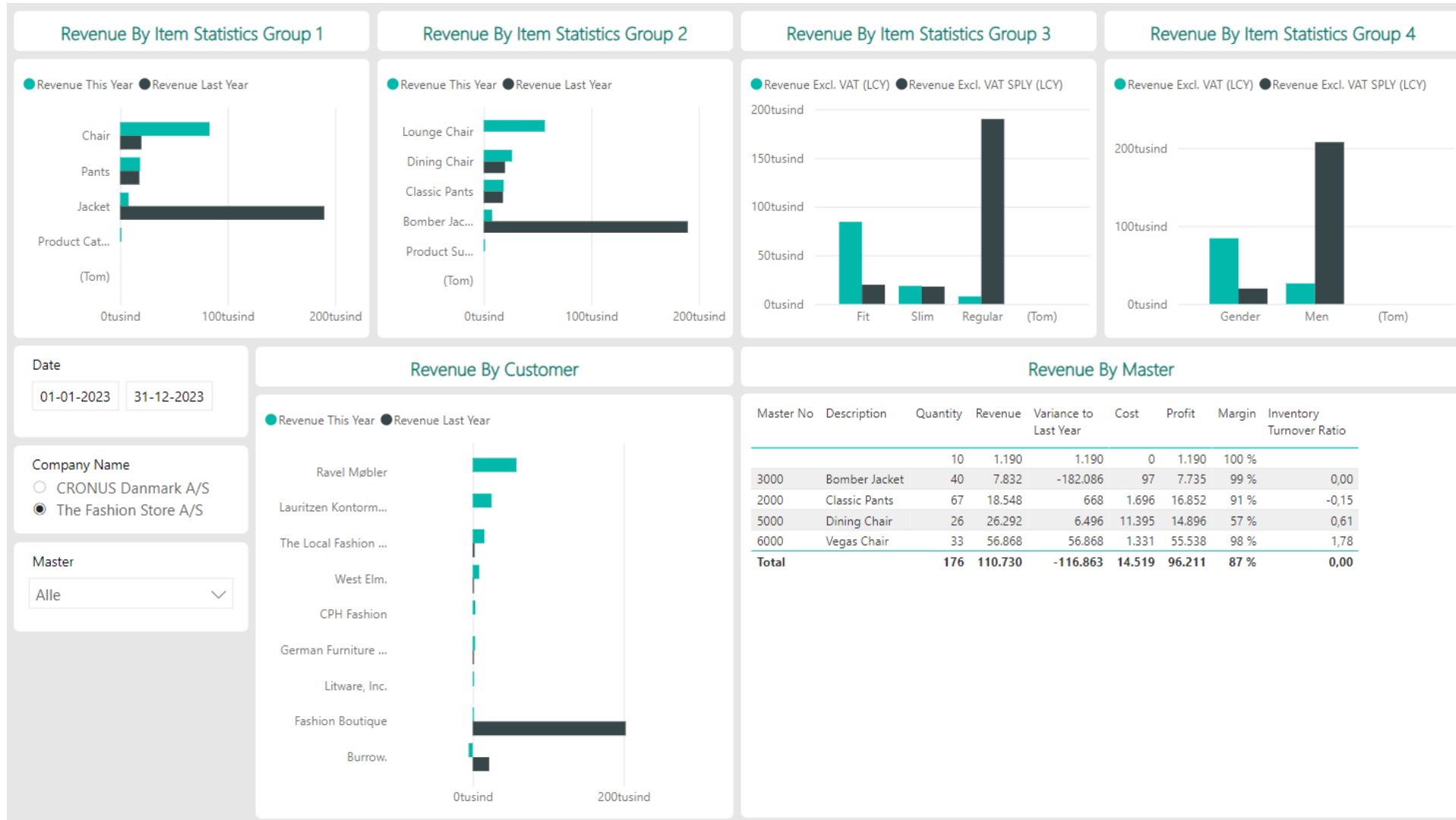
Customer Currency

Customer No	Customer Name	Currency	Customer Balance	Not due	Overdue Total	0-30 Days overdue	31-60 Days overdue	61-90 Days overdue	Above 90 Days Overdue
1	Fashion Boutique	DKK	1,488		1,488	1,488			
2000	The Local Fashion Store	DKK	22,256	22,746	-490	-3,499			3,009
D00020	Ravel Møbler	DKK	72,500		72,500	35,000	37,500		
D00030	Lauritzen Kontormøbler A/S	DKK	31,250		31,250	31,250			
D00040	Litware, Inc.	USD	11,583		11,583		11,583		
D00050	West Elm.	USD	2,090		2,090	2,000			90
D00060	Burrow.	GBP	6,036		6,036	980	2,470		2,586
D00070	German Furniture Store	EUR	780	400	380				380
Total			147,982	23,146	124,836	67,218	51,553		6,065

Know your sales agent



Master performance



Master details

Date

01-01-2023 07-03-2023

Company Name

CRONUS Danmark A/S

The Fashion Store A/S

Master

5000 | Dining Chair

Master No. 5000 | Dining Chair

Revenue Trend

24 Invoiced Quantity

19.745 Revenue Last Year

13.780 Profit

8,00 Invoiced Quantity L...

9.535 Cost

12.304,90 Profit Last Year

23.316 Revenue

7.440,00 Cost Last Year

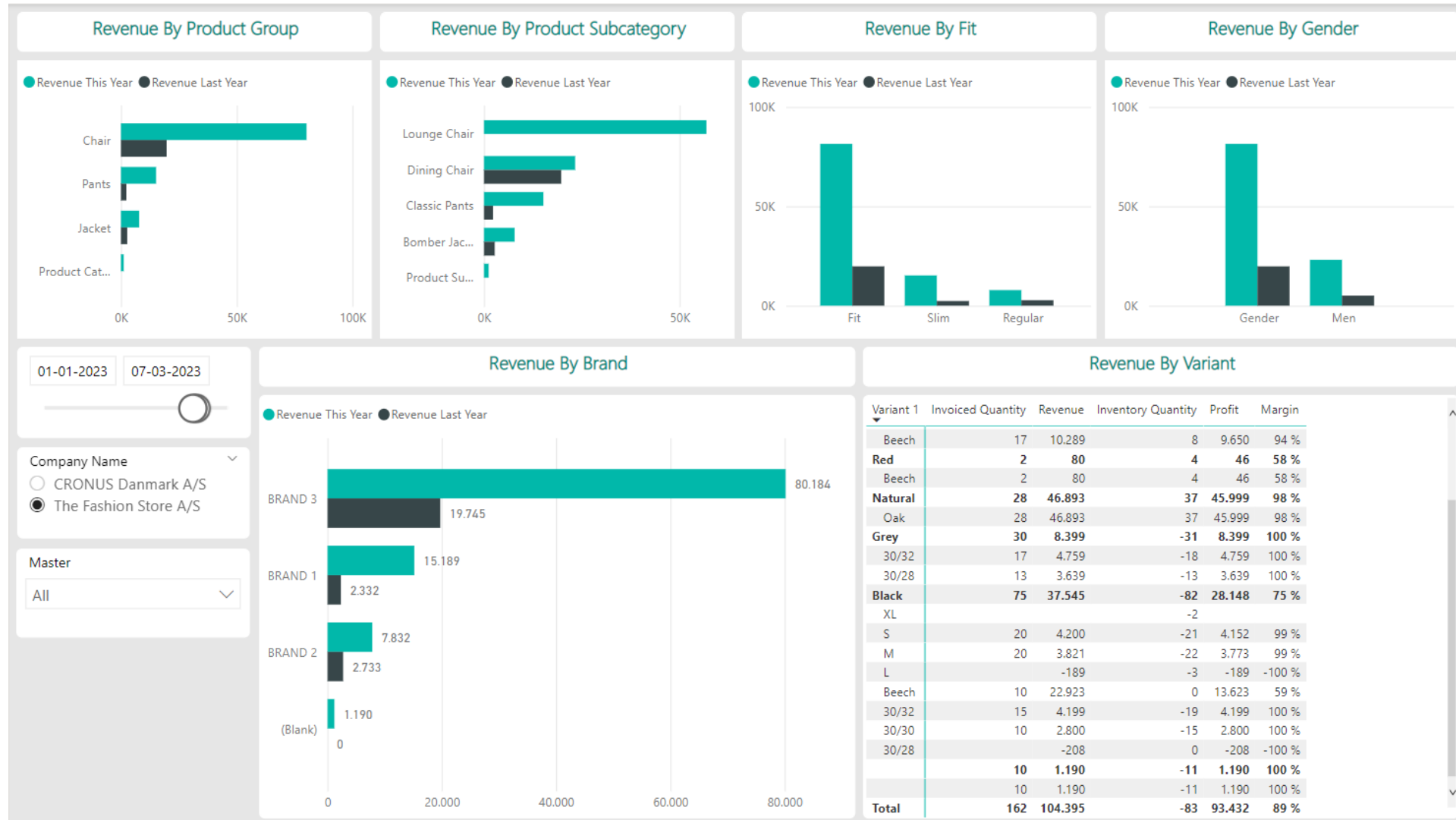
12 Inventory Quantity

25.110 Inventory Value

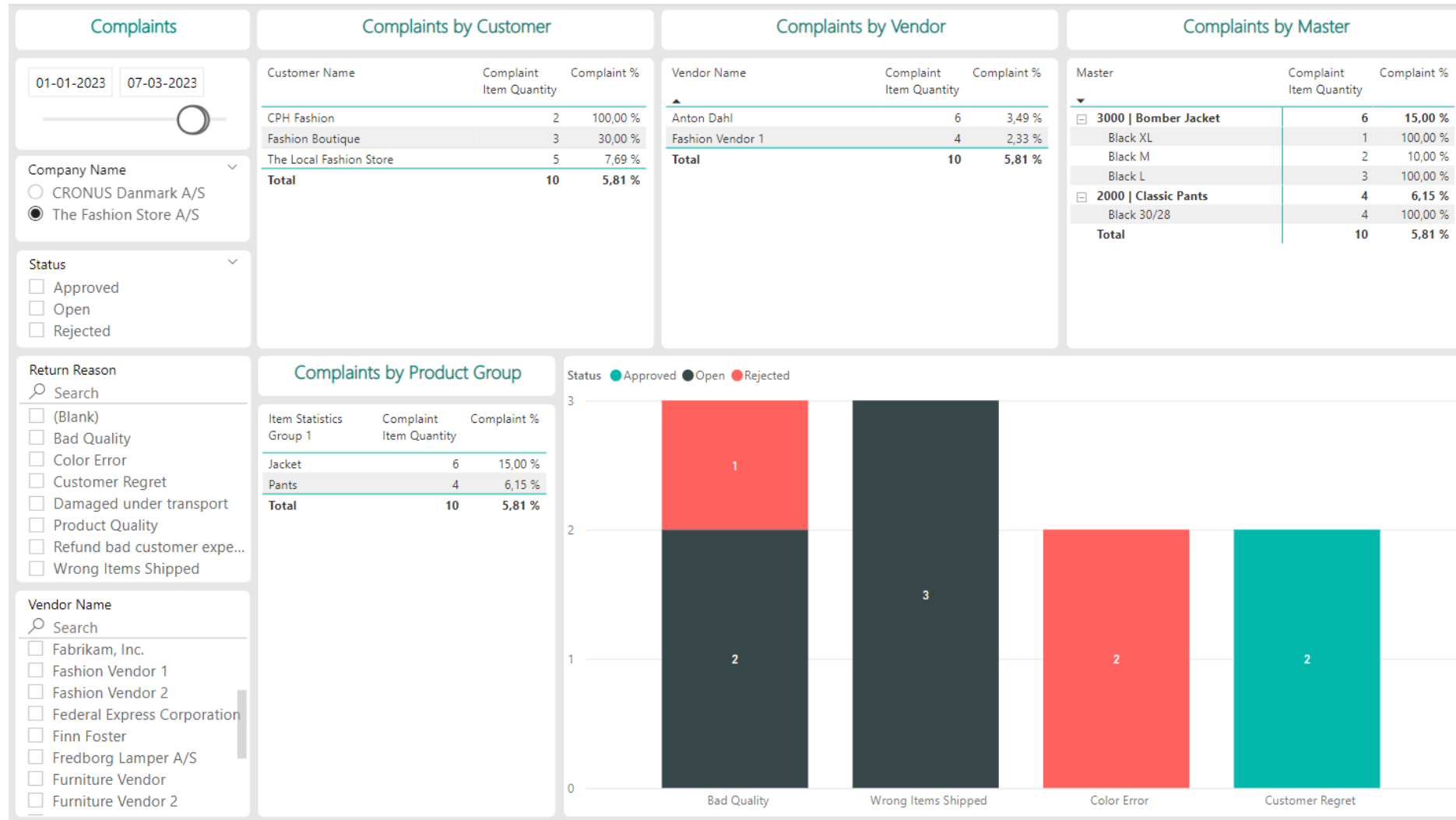
0,49 Inventory Turnover Ratio

Master	Item No	Description	Variant 1	Variant 2	Invoiced Quantity	Returned Quantity	Inventory Quantity	Inventory Turnover Ratio	COGS	Beginning Inventory Value	Ending Inventory Value
5000 Dining Chair	5000002002000	Dining Chair	Black	Beech	10		0	1,67	9.300	5.580,00	5.580
5000 Dining Chair	5000001001000	Dining Chair	Natural	Oak	10		5	0,02	168	5.580,00	10.230
5000 Dining Chair	5000005002004	Dining Chair	White	Beech	2		3	0,01	34	930,00	3.720
5000 Dining Chair	5000003002004	Dining Chair	Red	Beech	2		4	0,01	34	1.860,00	5.580
Total					24		12	0,49	9.535	13.950,00	25.110

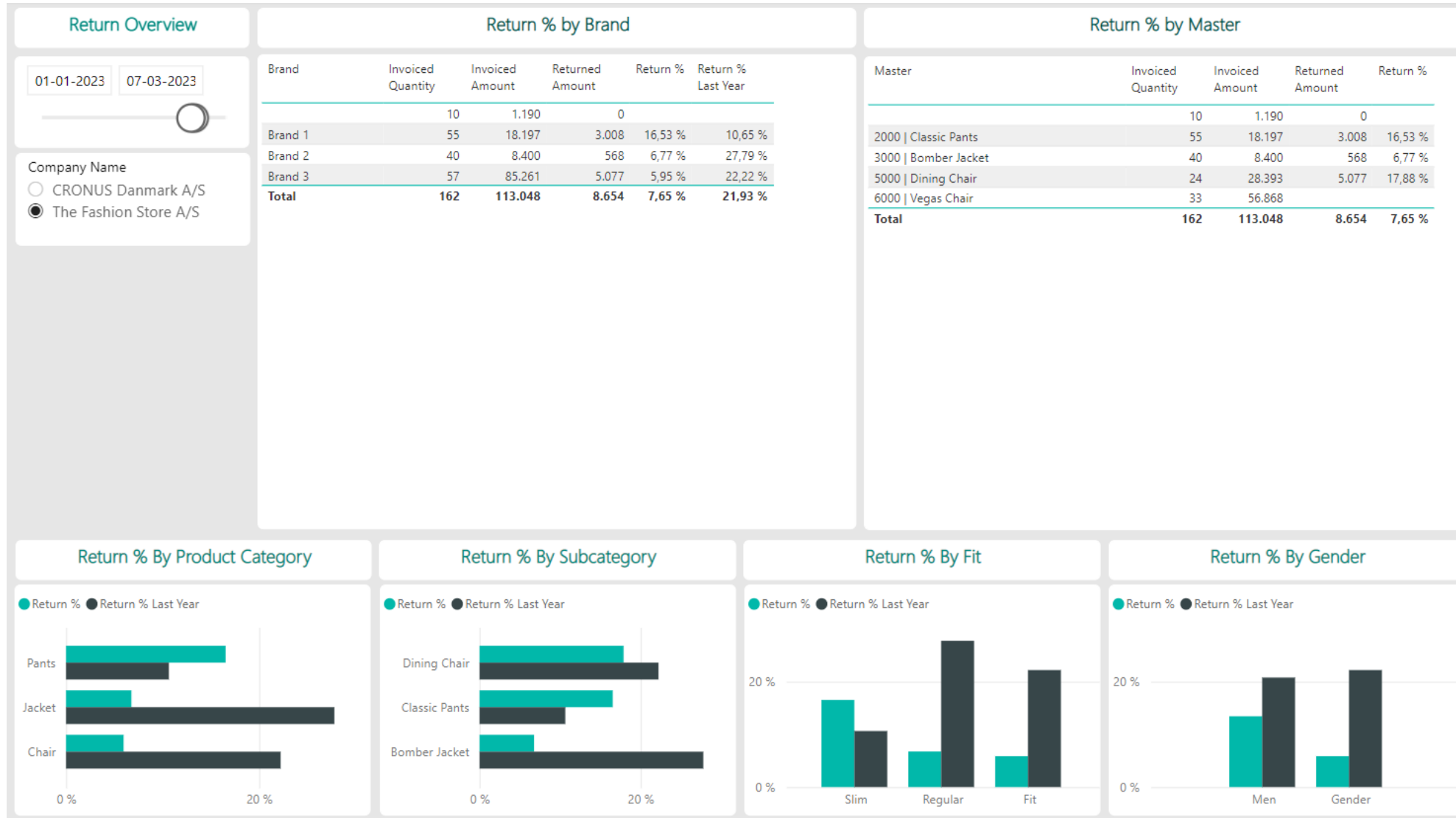
Most selling variants



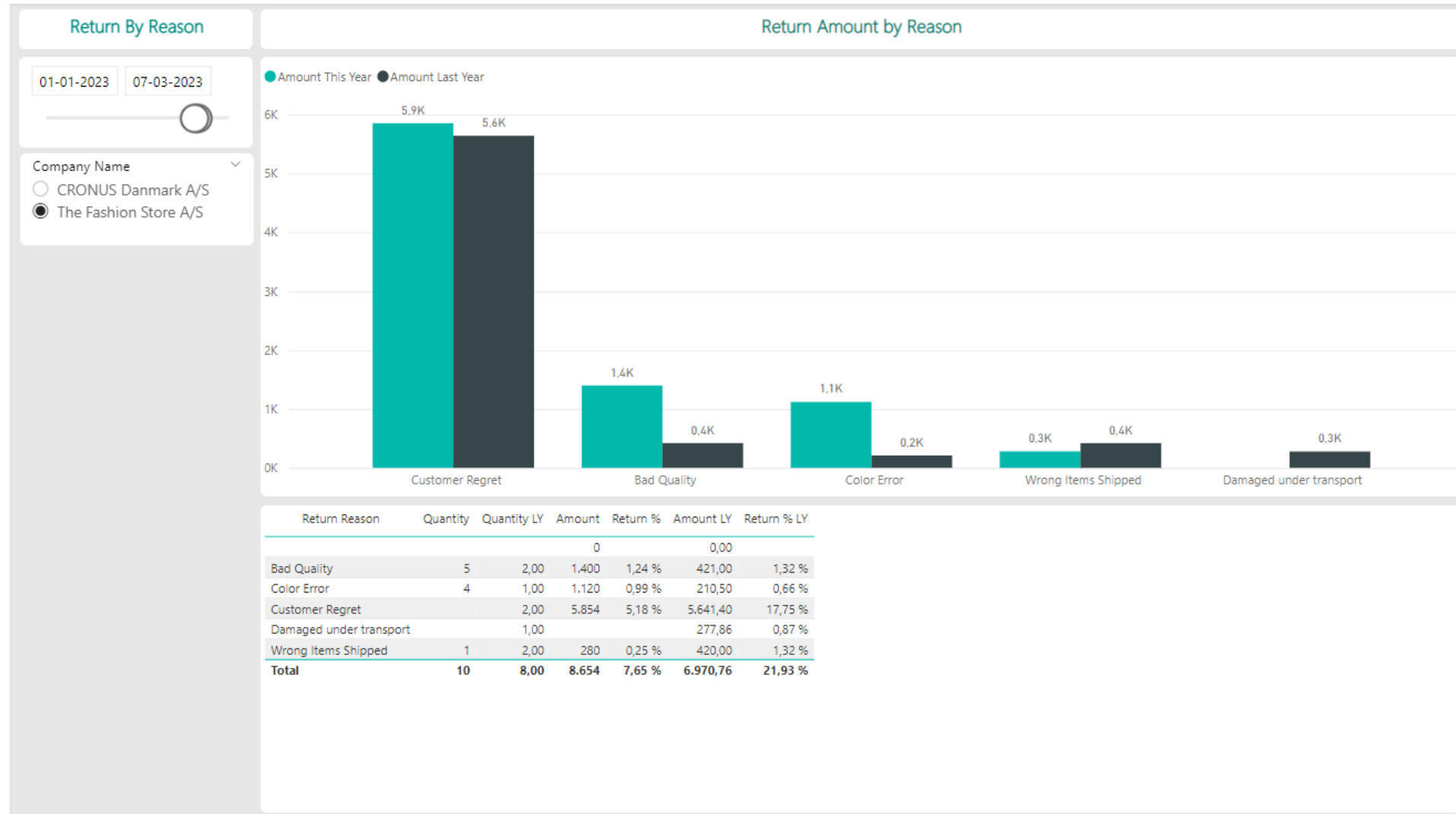
Complaints



Return Overview



Return Reason



Purchase Overview

Purchasing Overview

Date

Collection

Alle

Amount spend and quantity invoiced by supplier

Vendor No	Vendor Name	Purchase Invoice Amount (LCY)	Quantity	% Quantity
40000	Wide World Importers	914.285	12.880,00	70,38%
10000	Fredborg Lamper A/S	2.435.871	3.691,00	20,17%
20000	Elvstrøm Træindustri A/S	2.000.006	929,00	5,08%
30000	Schmeichel Møbler A/S	1.562.886	801,00	4,38%
Total		6.913.048	18.301,00	100,00%

Amount and quantity by Product Category

Product Category	Purchase Invoice Amount (LCY)	Quantity	% Quantity
Blouse	90.560	12.335,00	67,40%
Chair	338.995	409,00	2,23%
Conference	1.071.735	792,00	4,33%
Furniture	3.227.397	1.156,00	6,32%
Guest Furniture	1.920.038	2.375,00	12,98%
Interior	264.323	1.234,00	6,74%
Total	6.913.048	18.301,00	100,00%

Total Spend

6.913.048

Number of Suppliers

4

Number of Invoiced orders

99

Supplier details

Date

01-01-2022 31-12-2022

Invoiced Quantity

929

Invoiced Amount

1.991.897

Avg Order Quantity

58,1

Avg Order Amount

124.494

Første Currency Code

Vendor Name

Søg efter

- (Tom)
- Anton Dahl
- DHL Systems, Inc.
- Egen logistik
- Elvstrøm Træindustri A/S
- Fa
- Fabrikam, Inc.
- Fashion Vendor 1
- Fashion Vendor 2

Invoiced Amount by Order Type

Purchase Invoice Amount (Curr) efter OrderType

Invoiced Amount by Item Statistics Group 1

Purchase Invoice Amount (Curr) efter Item Statistics Group 1

Invoiced Amount Over Time

Purchase Invoice Amount (Curr) og Purchase Invoice Amount SPLY (Curr) efter Year og Month Name

● Purchase Invoice Amount (Curr) ● Purchase Invoice Amount SPLY (Curr)

Invoiced Amount by Item

Purchase Invoice Amount (Curr) efter Description